

TRIBÙ

# SURO

CHRISTOPHE DELCOURT



Suro's sophisticated material combination creates a comfortable and inviting cocoon-like seat reminiscent of flower petals. The wood or aluminium frame adds simplicity and solidity to the seat's structure, while the weave of the round fiber backrest provides embracing comfort. Delcourt's approach resembles a sculptor's, perfectly blending form and function to create a timeless refined design.



**ARMCHAIR**  
02718-X-X



**LOUNGE CHAIR**  
02712-X-X



**BANQUETTE**  
02708-X-X



**DINING TABLE 210 / 83"**  
02752-T



**DINING TABLE 280 / 110"**  
02753-T

# TRIBÙ

## FABRICS & MATERIALS

### MATERIALS

**Frame:** plantation teak from East-Java or high-pressure injected aluminium.

**Seat & back:** Trizo rope® - made from HDPE material, is a sturdy water- and mold-resistant material suitable for various environments. This material is colorfast and mass-colored, making it perfect for outdoor use.

**Table top:** plantation teak from East-Java.


**Table frame:** brass material - In the world of metals, brass is a distinctive element that has enriched our lives for centuries. Being an alloy of copper and zinc, it is highly malleable and therefore remarkably versatile. Its frequent use in the marine industry also underlines its sustainable quality. But one of its captivating charms is its capacity to transform over time. When encountering the elements of its surroundings like air, moisture and various environmental factors, a chemical reaction leads to the formation of a thin outer layer, known as patina. The intrinsic qualities and warm aesthetics of the brass make it the ideal material for our beautifully crafted hardware, detailing the table top and discreetly conjoining multiple SURO dining tables.

#### FRAME

T-Teak

20-Clay


Brass



#### WEAVE


12-Hemp

10-Linen



#### TABLE TOP

T-Teak



### CUSHIONS

The filling has a cover in a laminated, water-repellent polypropylene material which prevents water from penetrating. The thread used to stitch the seams swells when getting wet, preventing water from penetrating through the seams. Moreover, the seams are protected on the inside with an extra covering. If nevertheless water should penetrate, the material is breathable, letting moisture out to prevent moulding. Fabrics available in category D, E & F.

Explore our materials and fabrics using our product configurator available on each product page of our website

## HOW TO MAINTAIN YOUR FURNITURE

### MAINTENANCE

**Trizo®** is easy to maintain. To remove stains, use warm, clean water and a pH neutral liquid cleaner or Synthetics Super Cleaner. Gently buffing can help with minor scratches, so be sure not to use harsh abrasives. Using a cover can provide extra protection for the material and reduce the number of necessary maintenance sessions. For additional protection, we recommend the Synthetic Protector, which forms an invisible layer that repels dirt.



SYNTHETICS SUPER CLEANER  
D9922



SYNTHETICS PROTECTOR  
D9921

Treat new **teak** with teak protector 4 à 6 weeks after installation. Teak protector applies an invisible film that prevents stains and green deposit. Soiled teak can be cleaned with teak super cleaner. Leave the furniture to dry completely and then apply teak protector. To avoid labour-intensive cleaning, you can treat the wood with teak sealer. A simple cleaning with water and a ph-neutral soap will do for many years. Teak sealer contains UV protection to slow down the graying from the sun as well as a fungicide to prevent the growth of mold and mildew.



TEAK SUPER CLEANER  
D9914



TEAK PROTECTOR  
D9912



TEAK SEALER  
D9959

**Brass** is easy to clean with clear, fresh water and a pH-neutral liquid detergent. Always use a soft, clean cloth. Over time, brass will develop a sophisticated patina, ranging from greens and blues to a warm brown. Substances, especially salty and acidic ones like juice, coffee, red wine, balsamic vinegar, bird droppings and leaves, leave no stains but do influence the nuances of the brass' surface. For minimal impact, immediately wipe off all substances. When cleaning, please avoid intense rubbing to maintain the corroded, matte appearance. Once the brass acquires a shiny glow, the only way to recover its elegantly aged appearance, is to be patient.

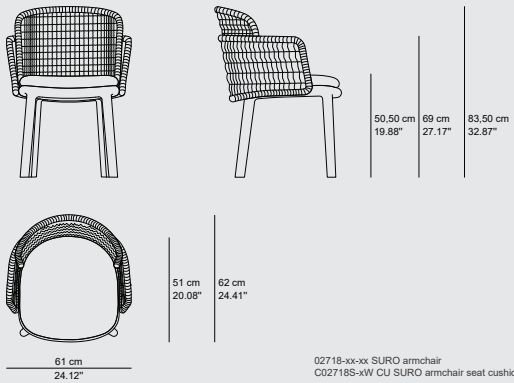
### PROTECTION COVERS

For each item a cover is available that protects the furniture against dirt. These covers in grey colour are made of PU coated polyester which is water-repellent and UV-resistant. Thanks to their excellent breathable qualities the covers reduce condensation and heat build-up, helping to prevent the formation of mold and mildew. Nevertheless, they are not 100% waterproof. Always make sure that furniture, cushions and covers are completely dry before covering furniture.

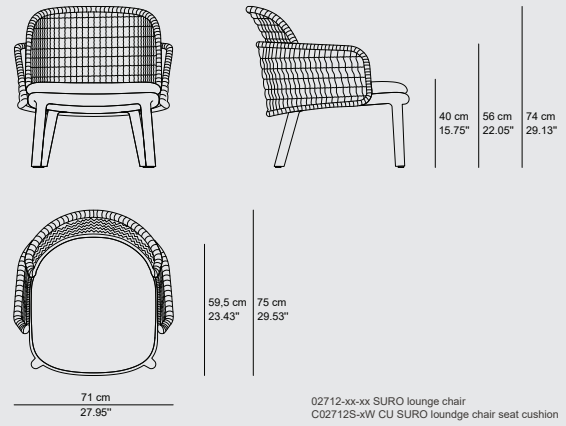
# TRIBÙ

## TECHNICAL DRAWINGS

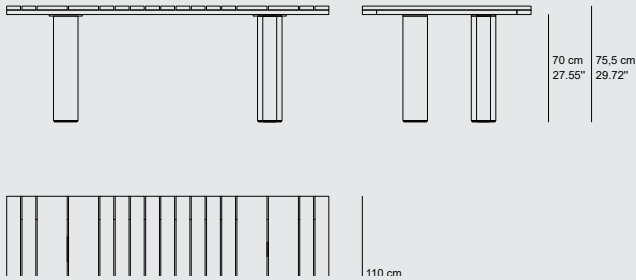
**SURO CHAIR**  
art.nr 02718-x-x



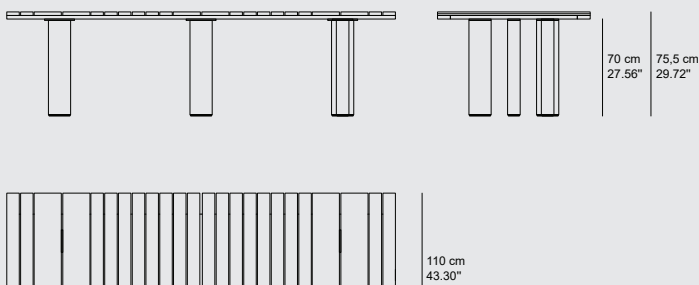
**SURO LOUNGE CHAIR**  
art.nr 02718-x-x



**SURO DINING TABLE 210\***  
art.nr 02752-T



**SURO DINING TABLE 280\***  
art.nr 02753-T



\*Beside these 2 tables, there are more options available:

02754-T 420x110cm

02755-T 490x110cm

02756-T 560x110cm


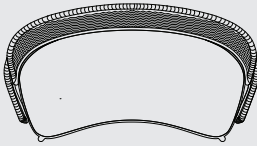
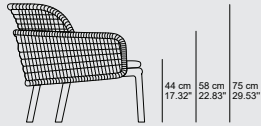
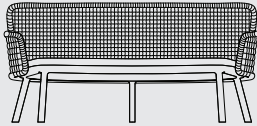
02757-T 630x110cm

# TRIBÙ

## TECHNICAL DRAWINGS

### SURO BANQUETTE

art.nr 02708-x-x



163 cm  
64.17"

02708-xx-xx SURO banquette  
027085-xW CU SURO banquette seat cushion

## MORE INSPIRATION?

Explore our collection of featured content, including images, videos, and social media assets, all available on our website. To access a wider variety of content, you'll encounter an extensive range of 2D and 3D files to enhance your creative projects.

