


Empatia 16 table

1813018A

SPECIFICATIONS



Design By

Carlotta de Bevilacqua
Paola di Arianello

Collection

Design



Specifications

Delivered lumens	530lm
Light output ratio	48.18lm/W
Power consumption	11W
Led type	9.4W C.O.B.*
CCT (Correlated Color Temperature)	3000K
CRI (Color Rendering Index)	>80
Life expectancy	50000Hrs
Control type	DIMMABLE (On Cord)
Input Voltage	120-240V
Driver	Plug-In

Colors & Finishes

- Clear & Frosted (Diffuser)
- White (Base)

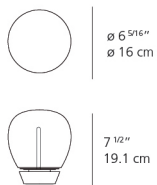
Materials

- Base in painted die-cast aluminum
- Diffuser in handblown glass clear towards the bottom and frosted at the top
- Light pipe in low absorption coefficient methacrylate
- Glass bottom plate within diffuser in painted aluminum

Features & Accessories

- Diffuser allows for reflection of light without glaring and without losing efficiency
- Light pipe guides light to the diffuser
- Interchangeable plug options accommodate most countries electrical outlets

Dimensions



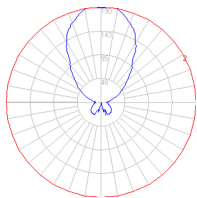
Packaging

1 Box

1 x 9-5/16" x 9-5/16" x 14-1/4" / 5.18 lbs - 23.5 cm x 23.5 cm x 36 cm / 2.35 kg

Light distribution

Indirect



Red = Max Cd. Through Vertical plane

Blue = Max Cd. Through Horizontal plane

Luminaire weight

3.31 lbs / 1.5 kg

Warranty

5 year limited warranty