

## LANDMARK COLLECTION

### SWAY — YABU PUSHELBERG 2024

1—  
6



In a groundbreaking move, Molteni&C introduces the Sway, a modular sofa system for outdoors, envisioned by the renowned Yabu Pushelberg. Merging a love for nature with mastery in design, the Sway modular sofa redefines outdoor spaces with its unparalleled versatility, and fluid forms. The Sway system comprises eleven modular elements orchestrated in a symphony of shapes and wavy lines. This includes two chaise lounges, two sofas of different sizes (255 cm and 170 cm), a corner module for intricate arrangements, a central element, four side terminals, and a comfortable island for complete relaxation. The elements emerge from a teak base, providing a sturdy foundation for the ergonomically designed seats that ensure optimal comfort. The aluminum backrest, softened by polypropylene rope weaving in refined ecru, adds a touch of elegance. The flat rope chosen guarantees a soft and pleasant texture, akin to that of cotton. A golden-hour C-shaped aluminum side element acts as an anchor, delicately embracing the base and padded seat while serving as a pivot for the backrest. Aluminum, resistant and corrosion-free, is also employed for Sway's feet. Frontally, the foot follows the thin profile like the backrest structure, while on the back, it is exposed on the wider side, echoing the width of the C-shaped hook used for connecting the base, seat, and backrest. The Sway pouf, with its compact dimensions, encapsulates the principles and technologies applied to the modular system. Whether used laterally, centrally, or as a versatile addition, the pouf complements the system, offering sophisticated outdoor furniture solutions for various occasions. A series of coffee tables, available in three sizes, features the same aesthetic motifs as the Sway family, presenting a harmonious and customizable addition. The introduction of tatami made with polypropylene weaves and a ceramic shelf adds decorative and functional possibilities to the teak tabletop, allowing for personalization according to the occasions and season.



Removable cover



The product is sent in multiple packaged and/or flat packed



The product may be used outdoors but requires particular care in the event of rain (see price list maintenance and waterproof cover)



Product suitable for collective uses (Contract)

#### DATASHEET

REGISTERED  
DESIGN

II.2024

### PADDED ELEMENTS FINISHES

BASE FINISH  
teak

FOOT FINISH  
Golden hour painted aluminium

WEAVE FINISH  
ecru cord

### COFFEE TABLES FINISHES

FOOT FINISH  
Golden hour painted aluminium (*for W 60 / W 90*)  
solid teak (*for W 60 / W 90 / W 140*)

WORKTOP FINISH  
teak  
stoneware  
tatami

Molteni&C | OUTDOOR

### TECHNICAL INFORMATION

COVER  
fabric in limited categories

FEET  
painted aluminium, plastic ferrules  
solid teak, natural finish, plastic ferrules

BASE  
solid teak, natural finish

BACKRESTS STRUCTURE  
painted aluminium

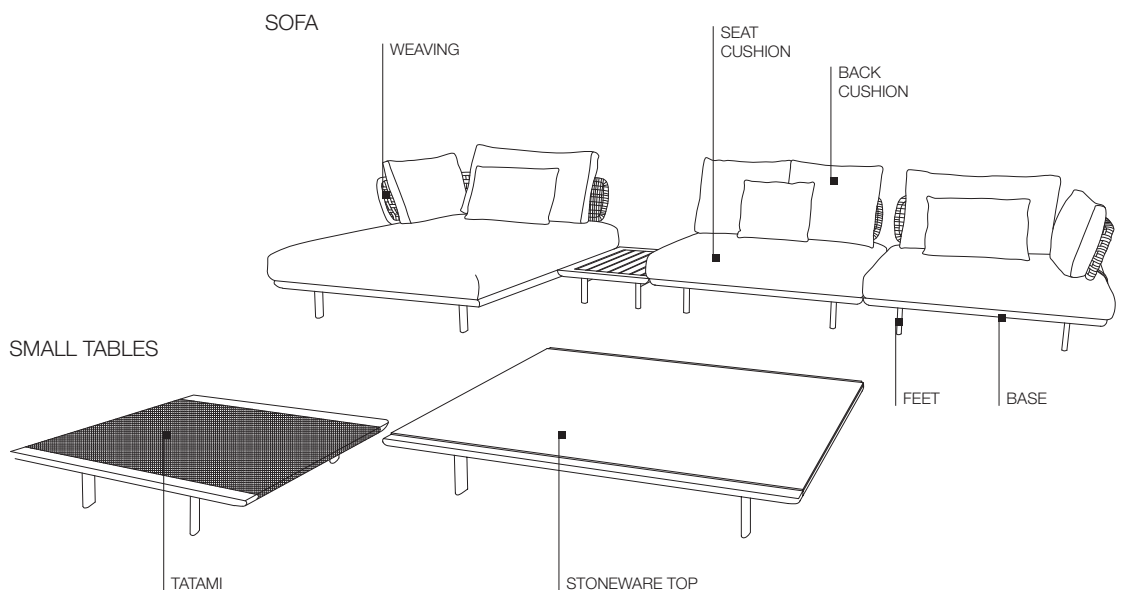
SEAT CUSHIONS  
shaped polyurethane insert in different densities, water-repellent polyester fibre cover, 100% recyclable

BACK CUSHIONS  
polyester fibre, water-repellent polyester fibre cover, 100% recyclable

WEAVING  
100% polypropylene

WATERPROOF COVER  
100% polyester

2—  
6



### DATASHEET

REGISTERED  
DESIGN

II.2024

## DIMENSIONS

### Notes

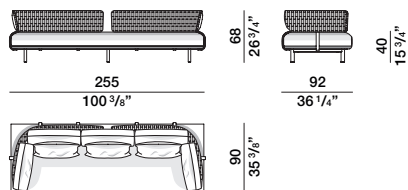
- For correct ergonomics, the sofa should be presented with back cushions. Molteni&C suggests types and quantities for each element.
- The elements in this price list do not include the price of the back cushions.
- No reductions of any kind or changes to the finish are possible.

### When ordering

Always indicate the code of the element and codes for the back cushions with the related categories and variations.

#### Sofa

##### SDV25



waterproof cover XSDV25

#### suggested cushions

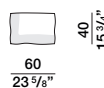
- n. 3 back cushions 70X50 cm
- n. 2 armrest cushions 60X40 cm
- n. 3 lumbar cushions 60X40 cm



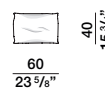
#### Back cushions SCU70



#### Armrest cushions SCB60

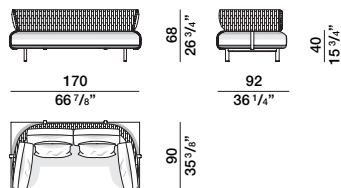


#### Lumbar cushions SCP60



#### Sofa

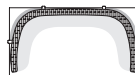
##### SDV17



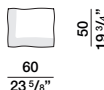
waterproof cover XSDV17

#### suggested cushions

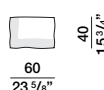
- n. 2 back cushions 60X50 cm
- n. 2 armrest cushions 60X40 cm
- n. 2 lumbar cushions 45X40 cm



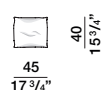
#### Back cushions SCU60



#### Armrest cushions SCB60

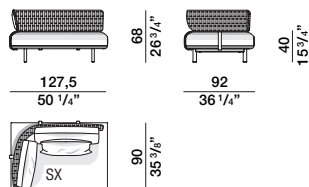


#### Lumbar cushions SCP45



#### End element

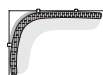
##### STR12 dx-sx



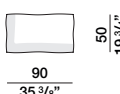
waterproof cover XSTR12

#### suggested cushions

- n. 1 back cushion 90X50 cm
- n. 1 armrest cushion 60X40 cm
- n. 1 lumbar cushion 60X40 cm



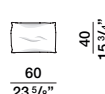
#### Back cushions SCU90



#### Armrest cushions SCB60



#### Lumbar cushions SCP60



## DATASHEET

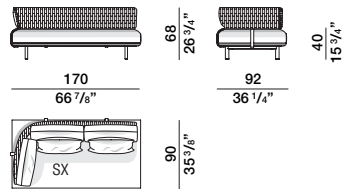
REGISTERED  
DESIGN

II.2024

## DIMENSIONS

### End element


#### STR17 dx-sx



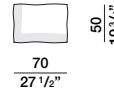
#### waterproof cover XSTR17

### suggested cushions

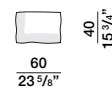
n. 2 back cushions 70X50 cm  
n. 1 armrest cushion 60X40 cm  
n. 2 lumbar cushions 60X40 cm



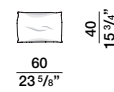
#### Back cushions SCU70



#### Armrest cushions SCB60

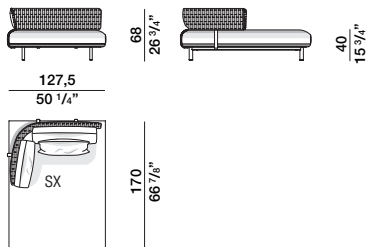


#### Lumbar cushions SCP60



### Chaise longue

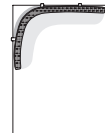
#### SCH17 dx-sx



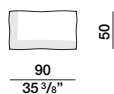
#### waterproof cover XSCH17

### suggested cushions

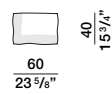
n. 1 back cushion 90X50 cm  
n. 1 armrest cushion 60X40 cm  
n. 1 lumbar cushion 60X40 cm



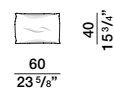
#### Back cushions SCU90



#### Armrest cushions SCB60

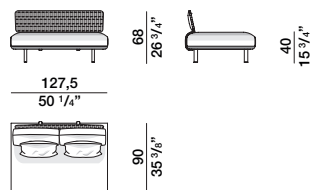


#### Lumbar cushions SCP60



### Central element

#### SCN12



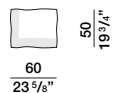
#### waterproof cover XSCN12

### suggested cushions

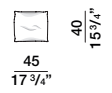
n. 2 back cushions 60X50 cm  
n. 2 lumbar cushions 45X40 cm



#### Back cushions SCU60

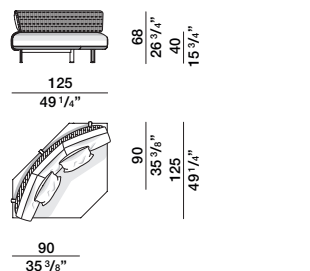


#### Lumbar cushions SCP45



### Corner element

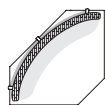
#### SAN12



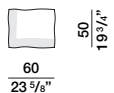
#### waterproof cover XSAN12

### suggested cushions

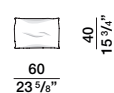
n. 3 back cushions 60X50 cm  
n. 2 lumbar cushions 60X40 cm



#### Back cushions SCU60



#### Lumbar cushions SCP60



## DATASHEET

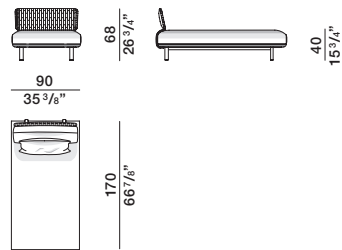
REGISTERED  
DESIGN

II.2024

## DIMENSIONS

Lounger to be used  
as a single element  
in compositions such  
as the chaise longue

SLT17



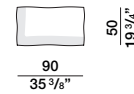
waterproof cover XSLT17

suggested cushions

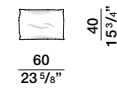
n. 1 back cushion 90X50 cm  
n. 1 lumbar cushion 60X40 cm



Back cushions  
SCU90

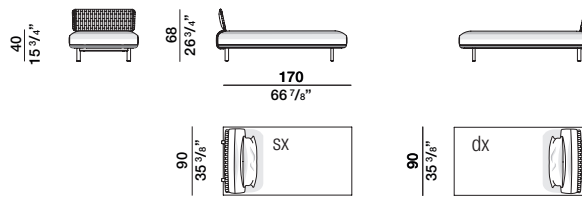


Lumbar cushions  
SCP60



Island to use  
exclusively in sofa  
compositions, respecting  
the direction as in the  
model (right or left)

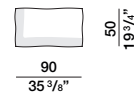
SIS17 dx-sx



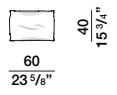
waterproof cover XSIS17



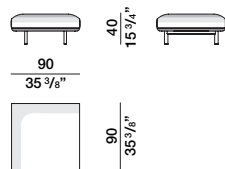
Back cushions  
SCU90



Lumbar cushions  
SCP60



Pouf  
SPF09



waterproof cover XSPF09

## DATASHEET

REGISTERED  
DESIGN

II.2024

## DIMENSIONS

### Notes

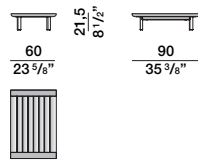
- ▶ No reductions of any kind or changes to the finish are possible.
- ▶ Models **STV14-STV14G-STV14T** provided only with teak feet.

### When ordering

Always specify the finish of the feet.

#### Coffee table teak

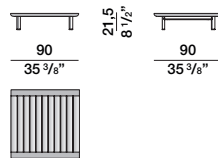
STV06



waterproof cover XSTV06

#### Coffee table teak

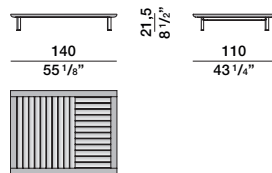
STV09



waterproof cover XSTV09

#### Coffee table teak

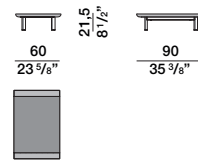
STV14



waterproof cover XSTV14

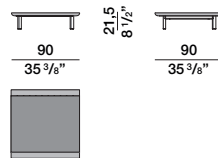
#### Coffee table complete with stoneware top

STV06G



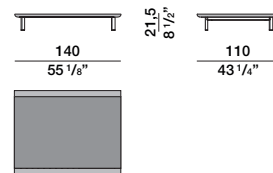
#### Coffee table complete with stoneware top

STV09G



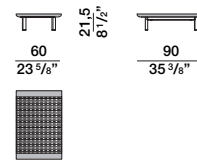
#### Coffee table complete with stoneware top

STV14G



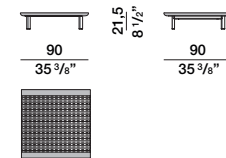
#### Coffee table complete with tatami top

STV06T



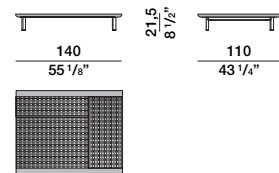
#### Coffee table complete with tatami top

STV09T



#### Coffee table complete with tatami top

STV14T



### DATASHEET

REGISTERED  
DESIGN

II.2024